

*Designer Diamond* Royale™

# Behind Beauty Lies Brilliance

THE ROYAL TREATMENT IN EVERY STITCH





# *A royal dress reveals brilliant secrets*

Designed exclusively for the HUSQVARNA VIKING® DESIGNER DIAMOND *Royale*™ sewing and embroidery machine, this amazing dress displays the exquisite craftsmanship from our Sewing Studio and the innovations of our Research & Development team. Leveraging the exclusive *deLuxe*™ Stitch System allowed us to easily embellish with a plethora of speciality threads. We also unveil our latest invention – the patent-pending stitch technique, Dimensional Stitches, that empower you to create first-of-its-kind appliqué stitches resulting in new, exquisite embellishments to cherish.

## **JOIN US BEHIND THE SCENES**

Our royal dress combines materials and sewing techniques that used to be difficult and time-consuming, such as the use of sheer materials, velvet, and embroidery with metallic threads. Let the team at HUSQVARNA VIKING® in Sweden show you how the DESIGNER DIAMOND *Royale*™ machine makes it easier and more rewarding than ever to express yourself through your creativity.

Enjoy the inspiration!





Experience the brilliance of the HUSQVARNA VIKING® DESIGNER DIAMOND *Royale*™ sewing and embroidery machine on [www.husqvarnaviking.com](http://www.husqvarnaviking.com). There you will find tips and hints or instructions for the magnificent DESIGNER DIAMOND *Royale*™ projects! All the embroidery designs are included with the machine.

# UPGRADE TO Regal Standard

The DESIGNER DIAMOND *Royale*™ sewing and embroidery machine from HUSQVARNA VIKING® delivers brilliant results. It's completely intuitive and includes innovations only found on this machine. What's not to love?

## BRILLIANT INNOVATION

- Use the industry-first, patent-pending Dimensional Stitches to add appliqué fabric or pop-up effects for exceptional decorative results.
- Enjoy perfect, even feed when quilting, sewing on stretch fabrics, napped fabrics, or leather with the included Interchangeable Dual Feed.
- Experience more beautiful embroidery than ever with less adjustments, even with challenging metallic threads, thanks to the industry-first *deLuxe*™ Stitch System.
- Navigate intuitively on the exceptional Ultimate Interactive Screen, now with wider viewing angles and more radiant colors.
- Choose from a variety of built-in shapes to create appliqué embroideries instantly with the new Design Appliqué feature.
- Match embroideries easier than ever with the Design Positioning feature.

## BRILLIANT CAPABILITY

- Enjoy the generous sewing and embroidery surface when creating large projects.
- Choose from hundreds of stitches and exclusive designs provided in our DESIGNER™ Selection.

## BRILLIANT CONVENIENCE

- The unique EXCLUSIVE SENSOR SYSTEM™ technology senses your fabric thickness for perfect, even feeding.
- The Exclusive SEWING ADVISOR® and EMBROIDERY ADVISOR™ features deliver built-in guidance when you need it most.
- Your DESIGNER DIAMOND *Royale*™ machine reduces your embroidery time by 20% or more\* – the perfect time-saver for every embroidery.
- A Smart Save feature saves your embroidery projects, even if you unexpectedly lose power.

\* Compared to the DESIGNER DIAMOND *deLuxe*™ machine. Actual time depends on hoop and embroidery type.

“It's a true privilege to present our DESIGNER DIAMOND Royale™ sewing and embroidery machine. We have listened to thousands of enthusiast sewers all over the world to develop our most innovative, top of the line embroidery machine. Our goal was to make sure our sewers get the royal treatment in every stitch.”

**ULRIKA STRÖMBERG**  
SENIOR DIRECTOR R&D, HUSQVARNA VIKING®



# A new level of clarity



The DESIGNER™ Selection offers endless opportunities to be creative with more than 1,100 beautiful stitches and lettering, up to 54.6 mm wide with Side Motion Stitches, plus hundreds of embroidery designs.

“We have challenged ourselves to create the most user-friendly graphical interface. The new screen provides a wider view, clearer colors and more contrast for greater ease of use. It also helps you to navigate more intuitively through the screens for sewing, editing, and embroidery.”

**NIKLAS WIDELL**  
GRAPHIC DESIGNER, HUSQVARNA VIKING®





### THE ULTIMATE INTERACTIVE SCREEN

– Large, wide view color touch screen with intuitive navigation.

The Ultimate Interactive Screen has exceptionally high resolution so you can see stitches and embroidery designs in stunning detail. In addition to its impressive size and 180° viewing angle, it is also easy to navigate, allowing you to focus on the joy of creating.

Use your stylus, or an optional USB mouse, to select any function, stitch, or information – in an instant! All information on the screen is easy to see and understand.



You can easily edit and customize your embroideries on screen – undo and redo steps, group and ungroup, sort and merge color blocks, or resize designs.



# *Addictively attractive stitches*

A close look at the details of the dress reveals thousands of perfect stitches, but also that each step of the sewing process in itself is highly achievable for anyone who loves to sew.







When sewing an appliqué or pop-up stitch, the machine will stop automatically when it is time to insert a piece of decor fabric. Trim all fabric when you are finished sewing the whole stitch.



#### **THE INDUSTRY-FIRST DIMENSIONAL STITCHES TECHNIQUE**

*– Add wonderful appliqué and pop-up stitches to your projects.*

The patent-pending Dimensional Stitches technique on the DESIGNER DIAMOND *Royale*™ sewing and embroidery machine offers unprecedented possibilities to add beautiful appliqué and pop-up stitches to your projects. The machine features 26 Dimensional Stitches: appliqué stitches and pop up stitches plus combinations of these two types. They are all side motion stitches with a built-in stop command. The stitches are absolutely stunning and so much fun to use – you might find yourself sewing around the clock!

*We are so excited to launch a brand new stitch technique called Dimensional Stitches on our new top of the line machine. With these new appliqué stitches you can add fabric or pop-ups to achieve a one-of-a-kind decorative effect that makes your sewing shine.*

**BARBARA BRINDZIK**  
SEWING TECHNIQUE SPECIALIST, HUSQVARNA VIKING®

[www.husqvarnaviking.com](http://www.husqvarnaviking.com)



#### **THE DELUXE™ STITCH SYSTEM**

*– Sew more beautiful embroideries than ever and with less effort.*

The unique HUSQVARNA VIKING® *deLuxe*™ Stitch System has two ways to feed the needle thread: Thread Tension and Thread Portioning. It will automatically select the best way to improve the balance between needle thread and bobbin thread for your convenience! As a result, you will achieve gorgeous stitch results on both sides of the fabric, regardless of fabric or thread type. The best part? You can use even the most challenging metallic and sliver threads and get a perfect end result so your projects shine and shimmer better than ever before.

Clearly seeing your sewing and work surface is vital to your sewing success.

**The Adjustable E LIGHT™ system** consists of rows of long-lasting LED lights that can be adjusted in intensity and color to accommodate the light in your environment or fabric reflection.




# *A Hidden Treasure*

*DESIGNER DIAMOND Royale™ sewing and embroidery machine automatically feeds challenging threads, such as metallic threads, perfectly. The patented deLuxe™ Stitch System adds brilliance to the creative experience and delivers impressive results on both sides of the fabric – without spending time on fine tuning settings.*

**ANDERS ANDERSSON**

TECHNICAL PRODUCT MANAGER, HUSQVARNA VIKING®





Embroidering on organza is known to be a bit difficult. Thanks to the *deLuxe™* Stitch System there is no reason to fear the sheer!



The DESIGNER DIAMOND Royale™ sewing machine comes with an **Interchangeable Dual Feed** that is designed to feed layers of fabric and/or batting evenly. The Interchangeable Dual Feed is perfect for quilting, sewing on stretch fabrics, napped fabrics, leather and fabrics that need precise pattern matching.

To eliminate tedious trimming time, the **Automatic Jump Stitch Trim** feature cuts the jump stitches in embroidery and pulls the thread tail to the back side of the fabric.



The zipper on the dress was easily inserted using the HUSQVARNA VIKING® **Invisible Zipper Foot** (optional). Discover more accessories, designed to help you achieve professional results on [www.husqvarnaviking.com](http://www.husqvarnaviking.com).



The generous machine design offers plenty of sewing and fabric space which makes it easy to sew large quilts, home dec projects and garments. The sewing area is nearly 10" (250 mm).

“*Velvet is a demanding fabric to sew. But when using the Interchangeable Dual Feed you will keep any type of challenging fabric in place, which makes sewing so much easier.*”

**CARINA THAVELIN**

PRODUCT SPECIALIST AND SEWING EXPERT, HUSQVARNA VIKING®



# *Shine Bright!*

Embroider larger than life designs without rehooping!  
The extraordinary **DESIGNER™ Majestic Hoop**  
(optional) measures 14 ¼" x 13 ¾" (360 x 350 mm).



## *Excellent Guidance – through thick and thin*



### **THE EXCLUSIVE SENSOR SYSTEM™**

*– Senses your fabric thickness for perfect, even feed.*

The amazing EXCLUSIVE SENSOR SYSTEM™ technology automatically and continuously senses and adjusts for any fabric thickness – resulting in a perfect even-feed.

With a tap on the foot control or the touch of a button, the Sensor System automatically lowers and raises the presser foot. There is even an extra lift position for maximum space to slide thick sewing projects, like quilts, under the foot easily. The Sensor Foot Pivot senses the fabric thickness for instant pivoting.

It's all in the details! Your machine adjusts automatically even to the sheerest of materials. The tulle petticoat adds volume to the dress. The HUSQVARNA VIKING® **Piping Foot** (optional) was used around the edges of the dress for a tailored finish.




Instructions for the dramatic mask made by the DESIGNER DIAMOND Royale™ sewing machine are available on [www.husqvarnaviking.com](http://www.husqvarnaviking.com). The embroidery is included with the machine.

**THE EXCLUSIVE SEWING ADVISOR® AND EMBROIDERY ADVISOR™ FEATURES**

– Automatic settings and expert advice for optimal sewing and embroidery results.

Enter fabric type, weight, and sewing technique and the Exclusive SEWING ADVISOR® feature will instantly take care of all the settings – best stitch, stitch width, stitch length, thread portioning/tension and presser foot pressure. It will also recommend the presser foot, needle type and size.

The EMBROIDERY ADVISOR™ feature leaves nothing to chance! It recommends suitable needle, stabilizer and thread when you enter the type and weight of your fabric. Plus, tips for embroidering with specialty fabrics and threads.



## *Endless Embroidery opportunities*



**The Smart Save feature** automatically saves your embroidery placement and all your adjustments if your embroidery is interrupted.

**The Design Positioning feature** makes it so easy to place your designs with amazing precision. Joining of large embroideries has never been easier!



The embroidery designs on the Royal Dress were inspired by royal jewelry. They are stitched out in a variety of specialty threads and include techniques like thread velvet.

The DESIGNER DIAMOND *Royale*™ machine has Increased Embroidery Speed, allowing you to save embroidery time by 20 % or more\*. The time saved can be spent embroidering even more!

\* Compared to the DESIGNER DIAMOND *deLuxe*™ machine. Actual time depends on hoop and embroidery type.








# *Quilting Bliss*

Is Princess Emelie a future quilting queen? Instructions for quilts fit for royals are available on [www.husqvarnaviking.com](http://www.husqvarnaviking.com).

Innovations like the **EXCLUSIVE SENSOR SYSTEM™** technology plus the exclusive **SEWING ADVISOR®** and **EMBROIDERY ADVISOR™** features make the **DESIGNER DIAMOND Royale™** machine a quilter's dream!



The **Design Appliqué** feature lets you use different stitches to create original embroideries instantly on the screen. Choose from a variety of built-in shapes – hearts, flowers, letters and more – to create appliqué designs like the roman numerals on the quilt.

#### **OPTIONAL EMBROIDERY SOFTWARE**

– *Create personal embroidery designs on your computer.*

Best in class embroidery software that delivers maximum creativity and personalization to your embroideries is available for both PC and Mac® computers. Embroidery software options include:

- HUSQVARNA VIKING® Embroidery Software for PC
- **TruEmbroidery™** Software for Mac® computers

Note that the "E" and other lettering on Emelie's Quilt (shown left) was created using embroidery software to make an extra special, custom impact.

Find out more about the possibilities to create personal designs at [www.husqvarnaviking.com](http://www.husqvarnaviking.com).






The **EXCLUSIVE SENSOR SYSTEM™** technology is like having a helping hand! Start sewing, and the presser foot lowers automatically, sensing your fabric thickness. Your hands never have to leave your project. Stop with the needle down, at the pivot position and the foot floats to the appropriate height for turning and adjusting your quilt.



The generous design of the DESIGNER DIAMOND *Royale*™ machine offers plenty of sewing and fabric space.



The **Interchangeable Dual Feed** is designed to feed layers of fabric and batting evenly, creating perfect feeding from the top and the bottom of your quilt.



The included HUSQVARNA VIKING® **Straight Stitch Plate with sensor technology** helps align the fabric beneath the needle to create perfectly uniform straight stitches. Your DESIGNER DIAMOND *Royale*™ machine alerts you if you try to select a stitch other than straight stitch when the straight stitch plate is attached.



## *Expand your creativity*

Explore the world of innovative HUSQVARNA VIKING® accessories that will save you time and make your sewing, embroidery and quilting easier and more professional.



Embroider endless designs with the **Mega Endless Hoop** (optional), create beautiful cutwork designs with the **Embroidery Cutwork Needle Kit** (optional) or discover the joy of sewing with presser feet for different specialty techniques.

Visit our Accessories section on [www.husqvarnaviking.com](http://www.husqvarnaviking.com)

 **My Embroideries™**  
[www.myembroideries.com](http://www.myembroideries.com)

### **MY EMBROIDERIES**

*– Designs and inspiration online.*

HUSQVARNA VIKING® invites you to the most exciting design shop in the world! Myembroideries.com is always open for your creativity.

*Join the*  
**HUSQVARNA VIKING®**  
*family*

*Industry Innovator*

*Unlimited Capability*

*User friendly beyond compare*

*Master of high-end Convenience and time savers*

*Generous in space and features*

*Swedish heritage since 1872*

*Dedication to Education and Classes*

*Spreading the Joy of Sewing*

***Visit your local retailer!***

For the full story of our Royal Dress check out [www.husqvarnaviking.com](http://www.husqvarnaviking.com)





# Designer Diamond Royale™

## MACHINE FEATURES

- deLuxe™ Stitch System
- Large Ultimate Interactive Touch Screen with high resolution
- Adjustable E LIGHT™ system
- Built in Needle Threader
- Bobbin Thread Sensor
- Wind bobbins from the needle
- Built-in support (Quick Help and Information Menu)
- Connect USB devices to machine
- Electronic Self-adjusting Thread Tension
- Electronic Speed Control with fully adjustable speed
- Automatic Feed Teeth Drop
- Extended Dual Stitch Plate Guide Lines on both sides of the needle

## EMBROIDERY FEATURES

- Design Appliqué feature
- Large Embroidery area – 14 1/4" x 13 3/4" (360 x 350 mm). Optional hoop is required.
- Increased Embroidery Speed (up to 1000 rpm)
- Design Positioning feature
- Exclusive EMBROIDERY ADVISOR™ feature
- Automatic Jump Stitch Trim and Selective Thread Cut
- Smart Save
- 380 Embroidery Designs included
- 4 Embroidery Fonts in three different sizes are built-in
- On Screen Editing and Customization
- Design Shaping feature
- Tapering in hoop
- Embroider buttonholes and decorative stitches in the hoop
- Design stitch out order
- Design select plus group and ungroup
- Color block sort and color block merge
- Resize and scale
- Support for INSPIRA™ Cutwork needles
- Baste in hoop
- Rotate in 1° increments
- Monochrome or multicolored embroideries
- Embroidery Timer
- Color Edit
- Change Embroidery Background Color
- Multi-format designs
- Bobbin Position with easy access

## SEWING FEATURES

- Interchangeable Dual Feed included
- EXCLUSIVE SENSOR SYSTEM™ technology
- Straight Stitch Plate and Sensor
- Exclusive SEWING ADVISOR® feature
- Large Sewing Surface
- Free-motion with any stitch
- Tapering Feature
- Start/stop Button – sew without foot control
- Needle Stop Up/Down
- Fix and Stop Function
- Mirror Image End-to-End and Side-to-Side
- Instant and Permanent Reverse
- Stitch Re-start

## STITCHES

- Dimensional Stitches
- 7 mm stitch width
- Sidemotion - gives up to 54.6 mm wide stitches
- More than 1,100 stitches, including:
- Utility Stitches, 16 different Buttonhole styles, Quilt Stitches, Decorative Stitches and 6 Programmable Alphabets
- Perfectly Balanced Buttonholes with Sensor One-Step Buttonhole Foot
- Personal Memories, save to "My Stitches" 48 memories
- 29 needle positions
- Stitch positioning

## ALSO INCLUDED WITH YOUR DESIGNER DIAMOND ROYALE™ MACHINE:

- 12 Snap-on Presser Feet
- DESIGNER™ Royal Hoop 14 1/4" x 8" (360 x 200 mm)
- DESIGNER™ Crown Hoop 10 1/4" x 8" (260 x 200 mm)
- DESIGNER™ Splendid Square Hoop 4 3/4" x 4 3/4" (120 x 120 mm)

Download free software from [www.husqvarnaviking.com](http://www.husqvarnaviking.com) for machine communication, organizing, creating embroidery fonts and more.

Designed and Engineered in Sweden

Visit your nearest HUSQVARNA VIKING® retailer or [www.husqvarnaviking.com](http://www.husqvarnaviking.com)



[www.husqvarnaviking.com](http://www.husqvarnaviking.com)